

Free. Accurate. Fast.

resourceINTELLIGENCE Analytics provides access in a single click to all the exploration and mining information an investor needs.

resourceINTELLIGENCE is the premier resource investor website in the world because it gives investors access — *at no cost* — to every mining company listed in TSX and Venture markets, over 9,700 projects and calculators that allow the investor to calculate the value of any project.

Using our proprietary calculators, resourceINTELLIGENCE even allows investors to change the commodity price, assign a risk


Every company. Every project.

factor, modify recoveries, tonnages and grades and get impartial and factual answers faster than ever before. That's powerful.

Another First

RIAnalytics provides investors DAILY with the latest NI43-101s on EVERY project complete with the value of the new estimates expressed

See Infrastructure Anywhere.



News, videos, resource calculators and more!

resource INTELLIGENCE TV

EXPERT INTERVIEWS

LATEST RESOURCE ESTIMATES AND VALUATIONS

<p>ICS Copper Systems Ltd (ICX.V) Titan Uranium Incorporated (TUE.V) American Manganese Inc. / F... (AMY.V) Peregrine Metals Ltd. (PGM.WT.T) Paragon Minerals Corporation (PGR.V) Golden Dory Resources Corp (GDR.V)</p> <p>Read More Latest Resource Estimates</p>	<p>PROJECT DETAILS</p> <p>Name: Huxter Lane Metals: Gold New.Insitu: \$302,916,818 Prev.Insitu: \$223,267,866 Change: 36%</p>	<p>COMPANY DETAILS</p> <p>Price: 0.14 52Wk High: 0.27 52Wk Low: 0.06 Mkt Cap: \$4,611,905</p> <p>View Company Profile</p>
---------------------------------------------------------------------------------------------------------------------------------------------------------------------------------------------------------------------------------------------------------------------------------------------------------	------------------------------------------------------------------------------------------------------------------------------------------------------	--------------------------------------------------------------------------------------------------------------------------------------------------------------

LATEST TSX FINANCINGS

<p>Win-Eldrich Mines Ltd. (WEX.V) Sulliden Gold Corporation L... (SUE.T) Geomega Resources inc. (GMA.V) Metanor Resources (MTO.V) Creso Exploration Inc. (CXT.V) Canamex Silver Corp. (CSQ.H.V)</p> <p>Read More Latest TSX Financings</p>	<p>FINANCING DETAILS</p> <p>Date: 2010-10-08 Financing Amt: \$300,000 Status: Closed</p>	<p>COMPANY DETAILS</p> <p>Price: 0.08 52Wk High: 0.00 52Wk Low: 0.00 Mkt Cap: \$2,247,429</p> <p>View Company Profile</p>
--------------------------------------------------------------------------------------------------------------------------------------------------------------------------------------------------------------------------------------------------------------------------------	---------------------------------------------------------------------------------------------------------	--------------------------------------------------------------------------------------------------------------------------------------------------------------

in dollars and percentage gain or loss. It saves brokers, analysts, and investors precious time.

From resource calculations to images of infrastructure via Google Earth, to all your company news, resourceINTELLIGENCE Analytics is the investor portal that has it all.

Exclusive, Timely Content

Our powerful interviews with CEOs, 3D Drill Tours, Life of Mine animations and inSITE Videos are designed to explain to investors what it is that they are seeing and its significance. Add to this the

company data and news you expect from a top stock website, plus financing data, and our resource calculators, and it's clear why more and more investors choose RI-Analytics for their due diligence.

Investor Search & Conference Planner

Have you ever wandered around an investment conference wondering where the interesting companies are?

Investor Search & Conference Planner allows investors to research every company at most major conferences globally and print an itinerary.

Try it out today at www.resourceintelligence.net.

Resource Calculator | Operating Calculator | Tutorials

Santa Elena (Copper, Manganese, Gold, Silver) | Stage: Extraction | Drawn: 100%

I accept the [terms and conditions](#): Calculate

Gold
(Cut-off grade of 0.5 g/t Au; Source: February, 2009 Technical Report)

	Inferred	Indicated	Measured	Probable	Proven
Tonnage	3,258,800	2,181,240		6,542,000	
Grade	1.1100	2.7500		1.8100	
Recovery Rate	73.00	73.00		73.00	
Recoverable Metal	2,640,606	4,336,689	0	7,688,813	0
Price	1,353.90	1,353.90	1,353.90	1,353.90	1,353.90
Discount Rate	0.00	0.00	0.00	0.00	0.00
Metal Value	114,942,848	188,858,354	0	334,885,522	0
Shares Outstanding	59,416,429	59,416,429	59,416,429	59,416,429	59,416,429
Gross Metal Value per share	1.93	3.18	0.00	5.63	0.00

I accept the [terms and conditions](#): Calculate

Silver
(Cut-off grade of 0.5 g/t Au; Source: February, 2009 Technical Report)

	Inferred	Indicated	Measured	Probable	Proven
Tonnage	3,258,800	2,181,240		6,542,000	
Grade	76.2000	170.2000		56.7000	
Recovery Rate	42.00	42.00		42.00	
Recoverable Metal	104,294,635	154,494,080	0	155,791,188	0
Price	23.28	23.28	23.28	23.28	23.28
Discount Rate	0.00	0.00	0.00	0.00	0.00
Metal Value	78,061,341	115,634,088	0	116,604,934	0
Shares Outstanding	59,416,429	59,416,429	59,416,429	59,416,429	59,416,429
Gross Metal Value per share	1.31	1.95	0.00	1.96	0.00

I accept the [terms and conditions](#): Calculate

Gross Project Totals

	Inferred	Indicated	Measured	Probable	Proven
Gross Metals Value	193,003,989	304,492,443	0	451,290,456	0
Gross Metal Value per share	3.25	5.12	0.00	7.60	0.00
What's that rock worth?	59.23	140.89	0.00	88.98	0.00

Cumulative Gross Totals (Company's portion)

Gross Project Value (Company's portion of Total SRM Metals Value)	948,796,888
Gross Project Value/share (Company's portion)	15.97
What's that rock worth? (Avg.)	79.32
Gross RI Quotient (Project Value per share/Today's market price per share)	12.48

I accept the [terms and conditions](#): Calculate

Put a face on your exploration project. Give your data meaning!

3D Drill Tours explain the meaning of your drill results using rich 3D animations and professional voiceover talent.

Appreciate the impact with investors: Suddenly investors can evaluate the millions of dollars invested in your drilling programs in terms they really understand.

resourceINTELLIGENCE takes your raw drill data and creates a 3D colour image of the project dramatically showing the cut-off grades for each commodity. As the tour progresses, the narrator

explains your location, the value of your infrastructure, and the dimensions of your project.

Is the project open at depth? How deep have you drilled? What is the NI 43-101 mineral resource estimate? What are your future exploration plans? *Drill Tour explains it all gets it "word perfect" every time.*

Distribution is Key

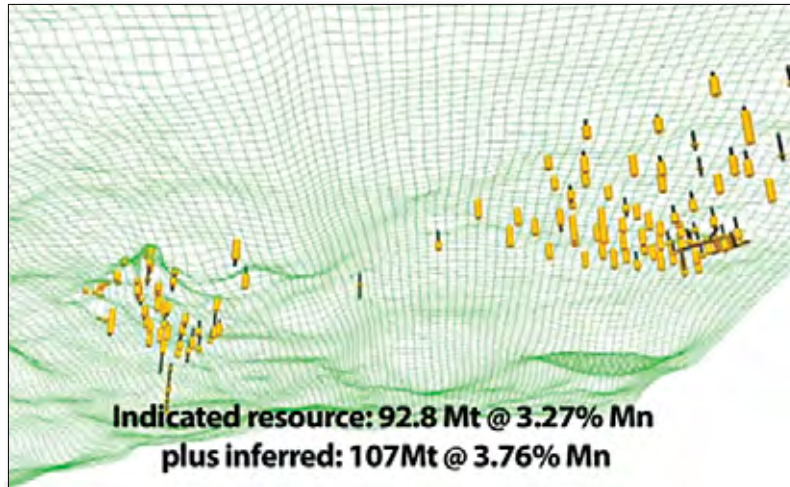
resourceINTELLIGENCE distributes your Drill Tour to investors. Your story does the rest.

To generate more investor interest, your Drill Tour is accompanied by a written story and posted throughout our network of affiliate websites.


This includes resourceINTELLIGENCE.net. (120,000+ hits monthly) plus other investor websites with traffic totalling another 1,000,000 investors monthly. See our handout "resourceINTELLIGENCE Affiliate Network" for a complete list of websites included.

Timing

News matters. Drill results can mean millions in market cap, and dramatically impact on financings. Timing is critical. Now in your press release your DRILL TOUR animation can be embedded and sent globally and opened anywhere in the world. Then it



3D renderings from Artillery Peak, American Manganese Drill Tour



3D renderings from Magino Mine, Prodigy Gold Drill Tour

DRILL TOUR

Leverage your
DRILL RESULTS

resourceINTELLIGENCE.NET
the world leader in mining media and technology




will be included in your resourceINTELLIGENCE Profile, and linked to your website.

The Process

We ask our clients to supply the drill data in Excel or CSV format, plus related maps and a logo. We write the script. You approve it. Within 14 days the project will be completed.

You maintain control of the animation's content each step of the way. Here's how it works:


1 Send data, maps & logo...



2 Approve the script...



3 Be amazed!



DRILL TOUR

Leverage your
DRILL RESULTS

Pricing

Drill Tour starts at \$5,995 and includes one project with up to 3 project areas. Drill holes and down hole mineralization are included.

Drill Tour Plus

There is literally no limit to what we can do with a Drill Tour. Add infrastructure, trucks, ore bodies, pit designs and much more.

Contact one of our sales reps today for a free estimate for your projects.

Sales

WESTERN DIVISION SALES:

Grant Geall: 778-995-8138
Michelle McLean: 604-688-6400
Tina Warren: 1-250-819-7714

EASTERN DIVISION SALES:

Tracey Sand: 705-718-9561

NEW YORK DIVISION SALES:

Linda Spione: 914-485-1119